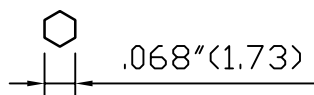
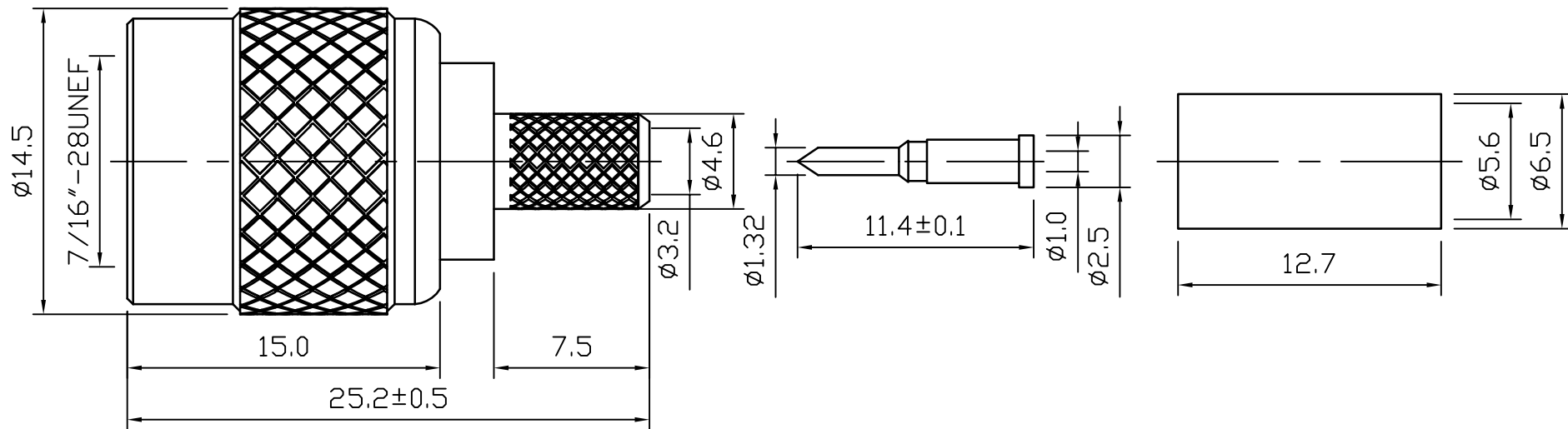
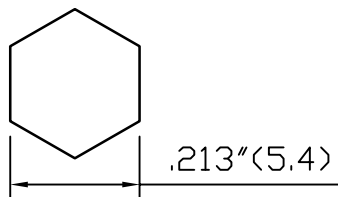


ROHS COMPLIANCE

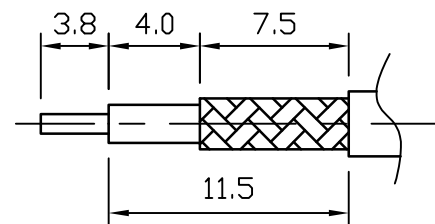
DATE	DESCRIPTION	REV
13.06.26	NEW RELEASE	A



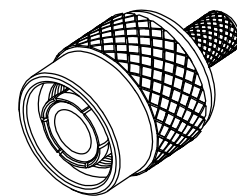
Recommended Crimped Dimensions for Center Pin



Recommended Crimped Dimensions for Ferrule



Recommended Cable Stripping Dimensions



9	PIN	1	BRASS	GOLD	
8	RING	1	BRASS	NICKEL	
7	INSULATOR	1	POM	WHITE	
6	GASKET	1	PVC	RED	
5	WASHER	1	STEEL	NICKEL	
4	WASHER	1	BRASS	NICKEL	
3	WASHER	1	STEEL	NICKEL	
2	BODY	1	BRASS	NICKEL	
1	SHELL	1	BRASS	NICKEL	
NO	Description	Q'ty	Material	Finish	Part Number

UNLESS OTHERWISE SPECIFIED 1. REMOVE ALL BURRS. 2. BREAK ALL CONNERS & EDGES CO.15 MAX. 3. CHAMFER 1ST & LAST THREADS 45°. 4. DIAMETERS ON COMMON CENTERS. TO BE CONCENTRIC WITHIN 0.01 T.I.R. 5. ALL DIMENSIONS ARE AFTER PLATING.	MAJOR DIMENSIONS		APPROVED BY	DRAWING NO	
	UNLESS OTHERWISE NOTED TOLERANCES		CHECKED BY		
	0.5-6=±0.2	6-30=±0.4	30-120=±0.6	DRAWING BY	TITLE
	ANGLES=±5°			Sheng	
SCALE	5/1	UNIT	MM	DATE	2013/06/26

DRAWING NO		413-000
TITLE		TNC MALE CRIMP FOR RG/58U
REV.		A

DO NOT SCALE DRAWING